

Services from SFS intec

Total support

The Total Support van team operate in northern England and the East Midlands. When in your area, our drivers can supply you with tools and accessories including hinges. And they deliver much more, including guidance on how to get the best out of our products and meeting the latest regulations.



Online purchasing system

All products are available online.
Visit www.sfsintec.co.uk



SFS intec TV

For videos on SFS intec products, news and more visit SFS intec TV on www.hinge-security.co.uk

FOR TECHNICAL ADVICE, SALES & CUSTOMER SERVICE, OR TO FIND OUT MORE ABOUT OUR HINGES CONTACT US NOW

▶ Call **0113 2985 500**

▶ Visit www.hinge-security.co.uk

▶ Follow us online 

Technical advice and sales service

SFS intec Ltd.
Fastening Systems
153 Kirkstall Road
Leeds LS4 2AT

Tel: 0113 2085 500
Fax: 0113 2085 539
Email: uk.leeds@sfsintec.biz
Web: www.sfsintec.biz/uk

SFS intec
Turn ideas into reality.

Dynamic 2D and 2DF Hinges designed for you

Complete hinge solutions from SFS intec



The importance of choosing the right hinges

SFS intec has taken hinge design to a new level with the unique Dynamic 2D and 2D-F.

The attachment of a bespoke sash plate to cylinder via steel bars integrated with the vertical pin makes for a far stronger hinge compared to a standard flag design. Moreover, this feature combined with a unique system for fine adjustment allows quick precise installation first time, every time. This in turn leads to a perfectly functioning doorset that will, require no rectification or repair.

The slim profile and precise engineering combine to give performance far in excess of that required to meet all relevant standards and regulations.

Slim profile and sleek styling combine to give the aesthetics that UK homeowners have been waiting for.

By exceeding required standards, SFS intec hinges give you peace of mind whether you are a fabricator, installer, homeowner or supplier. These products truly have the 'fit and forget' performance and reliability that so many promise but so few deliver.

The pivotal role of hinges in regulations and standards

Secured by Design



Official Police Security Initiative

Secured by Design

Hinges actually play a vital role in the security performance of a door. In order to obtain a 'Secured by Design' license, doorsets must meet BS PAS-024. This means passing rigorous tests involving attack by hammers, pry bars and shoulder charging. As the toughness of locks has increased, so the durability of hinges becomes more important. SFS intec hinges are robust enough to meet and exceed these standards throughout a long lifetime.

Meet regulations without the fear

Be ready for when they shift shape

Regulations are constantly shifting shape. It can be difficult to keep up with their movements.

SFS intec is committed to keeping you and your work compliant with regulations. We do this by designing products that exceed current standards. Also, SFS intec staff receive regular training to ensure we are able to offer you accurate, up to date information on regulations. Examples in this brochure include the latest security standards and Building Regulations concerning access for entrance doorways.

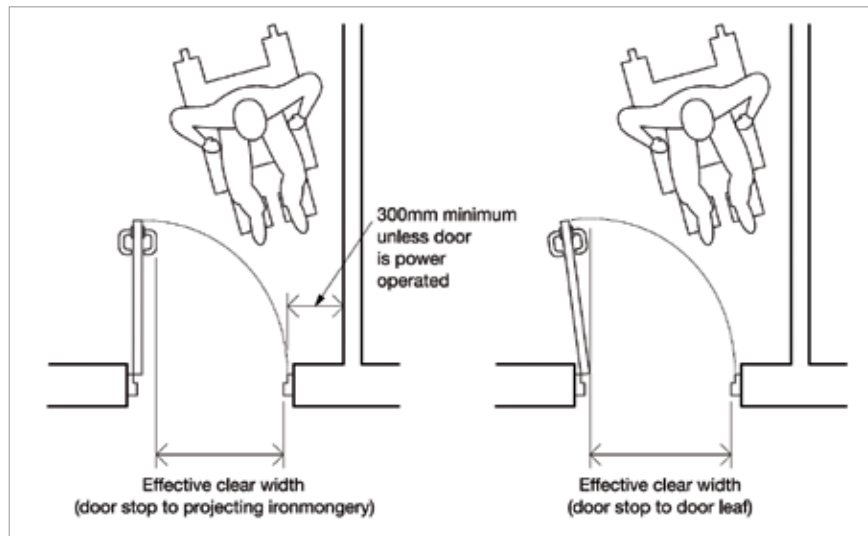


In PAS-024 testing, a PVC-U residential door featuring Dynamic 2D hinges withstood 9kN – double the force required to pass the test.

Open wide for better access

What meeting Part 'M' hinges on

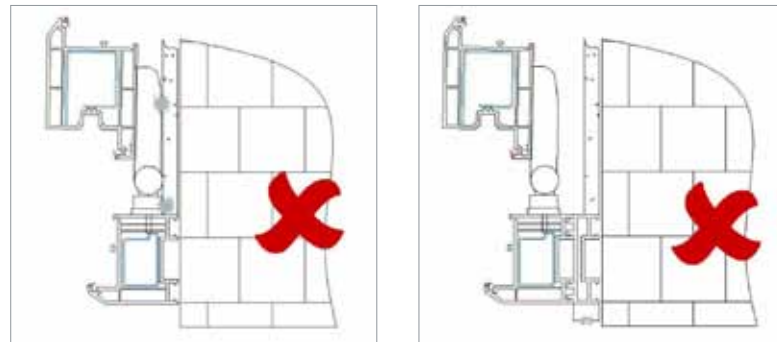
Another regulation where hinges matter concerns the clear opening width of an entrance doorway. Part 'M' of the Building Regulations requires door openings to enable wheelchair access and a minimum width of 775mm is specified. Hinge design can be crucial in meeting this standard. The SFS intec range includes designs allowing door movement of over 90 degrees, which often makes the crucial difference.



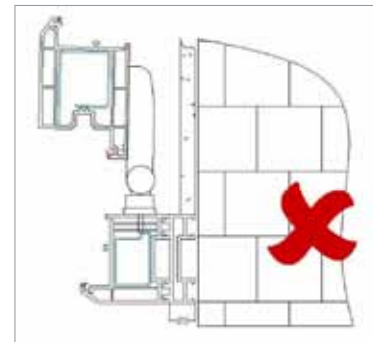
The clear difference a hinge can make ►

Wider access with a slimmer hinge

Competitor

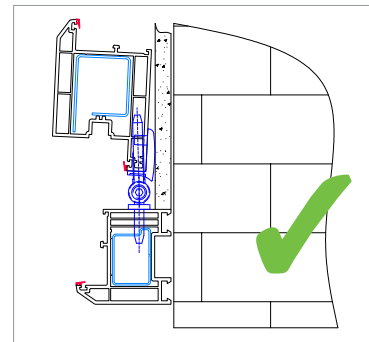


This hinge is too bulky for the frame so there are two impact points on the internal plaster reveal.

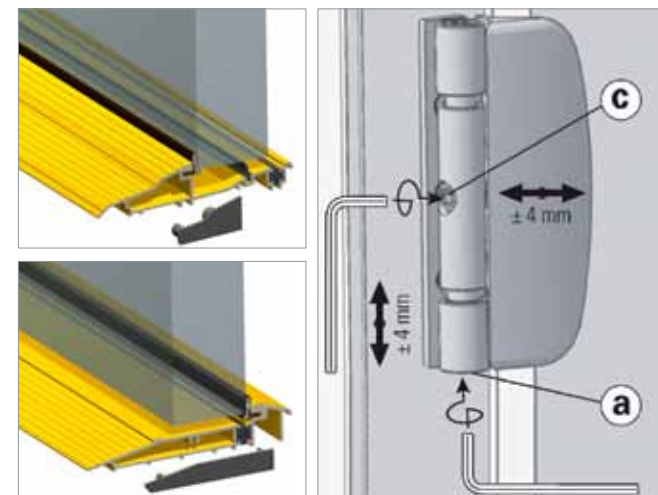


To overcome this, an add-on profile gives the hinge clearance – but this reduces the available clear opening width of the door and adds cost.

SFS intec



The obvious solution is the slimmer **Dynamic 2D hinge** which maximises the door opening width with ease.



Low thresholds no problem

The use of "Low Threshold" door sills is on the increase as they are designed to meet Part 'M'. These require very precise hanging of doors with respect to height in order to achieve a good seal. SFS intec dynamic hinges feature unique adjustability in a downward or upward direction solving this problem with ease.

◀ Adjustability is the key

Aesthetics that are second to none

Better looks, better functionality

The slim profile of the SFS intec Dynamic 2D and 2D-F provides dual benefits. First, unobtrusive, sleek looks contribute positively to the overall look of the doorset. Second, the slim profile also gives superior functionality, maximising door opening width without causing damage.

Competitor



Traditional hinges can damage the internal reveal or compromise opening width

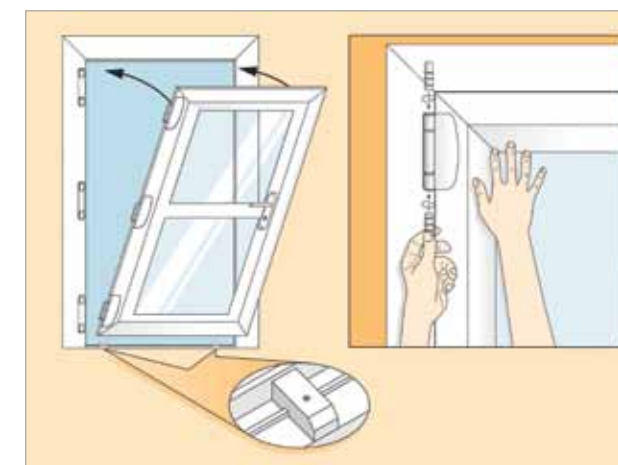
SFS intec



Dynamic 2D and 2D-F eliminate the problem

Any superficial component needs to be aesthetically pleasing, especially where end users are concerned, and SFS intec put a great deal of thought into this area. SFS intec hinges feature sleek looks and crucially come in a wide range of colours. The Dynamic 2D-F features different colours for barrel and sash plate to match any door and frame combination.

Colour options for the Dynamic 2D ►



Installation

The unique design of SFS intec hinges makes installation a one man job. There's no need to lift doors onto hinges from above as they just slide straight on. Minor adjustments can be made in an upward or downward direction after attachment to get the perfect fit. This is another unique feature and ensures the long-term performance of the doorset.

◀ Hinges designed for easy installation

Lifetime assurances with SFS intec



The performance of a doorset quite literally hinges on the hinges. As any movement over time will have a knock on effect on the rest of the doorset, rock solid hinges are crucial to its consistent flawless operation over a long life.

The enduring quality of SFS intec products comes from the best possible design and engineering and has benefits throughout the supply chain. Ultimately, end users get long lasting performance that they will never even notice.

Mechanical integrity guaranteed for 10 years ▲

With SFS intec hinges, installers save time due to ease of installation and get the peace of mind that they will not be required to rectify any problems.

Specifiers and fabricators know that they are using the best products. And that this will contribute to the overall reliability of their work, customer satisfaction and their reputation.

Eliminate the sag

The Dynamic 2D and 2D-F increase the longevity of the doorset by eliminating the problem of doors "sagging" over time. Basically, this is because the fixed points on the door and frame are closer together than they are with a standard flag hinge. This means that a flag hinge experiences a greater turning force exerted by the weight of the door, pulling it out of shape. To demonstrate this principle, try holding an object at arms length and see how much heavier it feels than when it is held closer to your body.

Competitor



SFS intec



SFS intec commitment to innovation

Necessity is the mother of invention and SFS intec work across the industry to understand where improvements need to be made. As one of the only moving parts of a building, hinges are a small but

crucial part of any project. The Dynamic 2D and 2D-F represent a real step forward in hinge design, with real advantages over previous designs.

Introducing the Dynamic 2D hinge

The many benefits of the Dynamic 2D and 2D-F

- ✓ Superior aesthetics and performance
- ✓ Fit and forget – eliminates remedial work on sagging doors
- ✓ Custom designed sash plates for all leading profile systems – Profile 22, Swish, Veka, Deceuninck, Liniar, Rehau and many more
- ✓ Low profile hinge stack, eliminating damage to plaster reveals and decorations
- ✓ Suitable for PVC-U, timber and composite doors
- ✓ Makes safer, simpler, door lifting possible – installation can be completed by a single operative
- ✓ Fixed gasket pressure – weather seal always remains exactly as preset in the factory so that onsite installation errors are eliminated
- ✓ Constant 4mm adjustment space – no need to adjust top pin in relation to bottom pin



Flush-fit functionality with the Dynamic 2D-F range

The 2D-F range offers the features and specifications of Dynamic 2D, plus:

- Special design for flush-fit doors
- Consistent aesthetics across all doors in property. French doors, front doors, back doors. Composite or PVC-U
- Split colour options – separate colours to match coloured door and white frame

